

TIDEWATER COMMUNITY COLLEGE BOARD

MEETING NO. 304

AUGUST 9, 2018

Meeting number three hundred and four of the Tidewater Community College Board was held on Thursday, August 9 2018, in the Virginia Beach Campus Student Center. The meeting constituted the boards 2018-19 work session. Terri N. Thompson, Board Chair, presided.

Members Present: Barry C. Brown
Lynn B. Clements
Cynthia (Cindy) S. Free
John D. Padgett
Terri N. Thompson
Jerome A. Bynum
Gregory T. DeCinque
Delceno C. Miles
Linda D. Ridenour

Members Absent: William W. Crow
James N. Lucado
Paulette D. Franklin-Jenkins
John M. Murray

Others Present: Curtis K. Aasen, Vice President for Information Systems and Institutional Effectiveness
Marian Anderfuren, Vice President for Institutional Advancement
Matthew J. Baumgarten, Executive Director of Real Estate Foundation/COO of Facilities & Public Safety
Emanuel Chestnut, Interim Provost of Norfolk Campus
Thomas Geary, Chair of President's Advisory & Planning Council
Latesha D. Johnson, Executive Assistant to the President
Steven Jones, Interim Chief Fundraising/Chief Development Officer
Sarah Elizabeth (Beth) Lunde, Associate Vice President for Human Resources
Corey L. McCray, Interim Executive Vice President for Academic & Student Affairs & Vice President for Workforce Solutions
Phyllis F. Milloy, Vice President for Finance
Michael D. Summers, Provost of Virginia Beach Campus
Michelle W. Woodhouse, Provost of Portsmouth Campus

1. **Welcome and Call to Order**

Ms. Thompson, chair, determined the presence of a quorum and called the meeting to order at 4:08 p.m.

2. Discuss Purpose of Work Session

Ms. Thompson stated that the purpose of the work session was to focus on the board's role within the context of the College's Strategic Plan; to effect communication as an advisory board representing the respective municipalities, and to reach consensus on board goals for 2018-19.

3. Approval of Action Item(s) on Consent Agenda

On a motion by Ms. Clements, seconded by Mr. Bynum, the board approved the Joint Resolution Honoring Dr. Edna V. Bachre-Kolovani (attached).

4. Performance-Based Funding

Mr. Aasen provided an update on Performance-Based Funding for FY2019. VCCS receives funds from the state that is distributed to the 23 colleges. TCC receives a portion of those funds. The distribution of funds are based on an FTE efficiency model. Performance Funding started three years ago, which takes money away from General Funding. It is based on metrics and points to include: 1) ten measures of student success, 2) three categories of entry, retention & progression, and completions, 3) colleges earn "points" based on weighted number of successful students, 4) greater number of successful student's results in more points earned, and 5) colleges compete again each other based on total points earned. Mr. Aasen reported that TCC has a total of 14,831 points compared to 15,184 points for FY2018, a decrease of -2.3% in one year. He provided measures for several metrics as noted in the document attached.

5. Update on Summer Enrollment

Mr. Aasen reported that the FTE for 2018 Summer Enrollment increased by +2.6%. However, as a result of the Summer Pell Grant Funding being reinstated, the student headcount decreased by -1.5%. The grant impacts full-time and existing students, not new students. However, part-time students are not large recipients of the grant.

6. Financials

Ms. Milloy presented a Comprehensive Audit Report for Year Ended 2017. The Commonwealth of Virginia's Auditor of Public Accounts performs annual audits of state agencies that includes basic financial statements of the VCCS for the year ended June 30, 2017. It also includes testing of federal Student Financial Assistance in accordance with the U.S. Office of Management and Budget Compliance Supplement Part 5 Student Financial Assistance Programs. TCC and NVCC are audited every year (because of size), whereas the remaining colleges are generally audited every three years. The Auditor of Public Accounts also performs annual federal funds audit of state agencies. This report contains: 1) internal control over financial reporting and compliance, 2) compliance for each major federal program, 3) internal control related to compliance, 4) schedule of expenditures of Federal Awards, and 5) schedule of findings and questioned costs. TCC had no findings in both the Single Audit (performed on all federal funds) and the Comprehensive Commonwealth of Virginia Auditor of Public Accounts audits. Complete audit reports for the VCCS are posted at http://www.apa.state.va.us/APA_Reports/Reports.aspx.

7. Update on Major Gifts Campaign

At the invitation of Ms. Anderfuren, Mr. Jones provided an update on the Major Gifts Campaign. To date, we have approximately \$4.5 million in-kind services and pledges. The goal is \$5 million per year. Mr. Jones noted that he has meetings with potential donors in the next several weeks.

8. Update on Guided Pathways

Dr. McCray presented an update on Guided Pathways. He noted that the goal is to help students achieve career success through Progressive Academic & Career Experience (P.A.C.E.), Advising, Structured Programs, and Academic & Student Affairs Structure EAB Navigate. Students will benefit through career exploration, targeted academic, college and career advising, course offerings and schedule management, curricular consistency and structured programs, relevant curriculum, and industry-driven career opportunities.

9. Discuss & Adopt Proposed 2018-19 College Board Working Priorities

Ms. Thompson noted that the proposed Working Priorities referenced in Tab 9 of the meeting packet were last year's priorities. She distributed a revised draft of the 2018-19 Working Priorities, which included priorities from 2017-18 and a few of Dr. DeCinque's Working Goals, as noted in the document attached. The board suggested modifications to proposed priorities #6 and #8, to include keeping the language from last year's goal of "supporting the TCC Educational Foundation in the Major Gifts Campaign..." and to be more specific when advocating for the college at the state level. Mr. Padgett suggested that the board invite Ms. Peggy Layne, a member of the State Board, to one of the College Board meetings. In addition, Dr. DeCinque suggested that board members attend a few of the State Board meetings. After some discussion on the proposed recommendations, on a motion by Ms. Miles, seconded by Mr. Bynum, the board approved the revised 2018-19 College Board Working Priorities. Ms. Thompson will amend the priorities and provide the board with a final copy.

10. Review & Amend Tidewater Community College Board Policies and Procedures Manual w/By-Laws.

One of the 2017-18 working priorities of the board was to review sections of the College Board Policies and Procedures Manual w/By-Laws. The board previously discussed the number of guests who requested to speak at the March and May board meetings. In speaking with the Chancellor, Ms. Thompson noted there is language in the VCCS Policies and Procedures Manual that addresses public comments. She provided the board with an amended copy that adheres to TCC's College Board, as noted in the document attached. Chairwoman Thompson suggested that the language be included as 2.12.9 under Section 2.12 of the manual. After some discussion on the proposed recommendations, on a motion by Ms. Miles, seconded by Mr. Bynum, the board approved the addition to the TCC Board Policies and Procedures Manual.

11. Overview of Board Members Roles and Responsibilities. Chairwoman Thompson deferred this item to the College Board Retreat.

12. President's Report

- a. Update on Staff Changes/Interim Appointments. Dr. DeCinque apprised the board of the following interim appointments, effective July 1, 2018:
 - Emanuel Chestnut - Interim Provost for the Norfolk Campus
 - Karen Campbell - Interim Associate Vice President for Student Affairs
 - Nancy Prather-Johnson - Interim Pathway Dean for Business, Norfolk Campus
 - Kia Hardy - Interim Campus Dean of Student Services for the Norfolk Campus
 - Brittany Horn – Interim Director of the Joint Use Library
 - Rita Bouchard – Interim Associate Dean of the Beazley School of Nursing
 - Steven Jones – Interim Chief Fundraising /Chief Development Officer
- b. President's Working Priorities. Dr. DeCinque shared a draft of his 2018-19 Working Priorities as noted in the document attached. He asked the board to review the priorities and provide him with any comments or questions. Dr. DeCinque further stated that in order to keep communication open at the campuses, he will meet with the Provosts and approximately 15-20 faculty and staff at each campus bi-weekly. His working philosophy is Transparency, Collaboration and Communication.
- c. College Convocation. Dr. DeCinque invited the board to join him at the College Convocation on Thursday, August 16th at 9:00 a.m. at the Chesapeake Campus Student Center.
- d. College Board Retreat. Dr. DeCinque reported that he and Chairwoman discussed a retreat for the College Board. He suggested that Chancellor DuBois and the State Board Chair meet with the College Board.

13. Chair's Report & Announcements

- a. Update on Selection Process from Chancellor DuBois. Ms. Thompson provided the board with an overview of the Presidential Selection Process. The College Board will participate in the selection of a new president, particularly in the following areas: Initiating the Search, Recruiting and Interviewing, and Campus and Community Interviews. The Chancellor will appoint a Presidential Screening Committee which will consist of approximately ten members representing a broad constituency within VCCS. The chair of the Presidential Screening Committee will be a VCCS president and the co-chair will be a second VCCS president. Three members of the College's Local Board will be members of the committee and should preferably be the Board's Chair, Vice Chair, and on other member—such as a past chair. Ms. Thompson noted that the process will begin sometime in January.
- b. Changes to College Board Meeting Agenda Items. The College Board Meeting Agenda will now include the Educational Foundation Liaison Report and the Real Estate Liaison Report as standard items. Also, proposed items that are recommended by the board will be included on the agenda, at the discretion of Ms. Thompson and Dr. DeCinque. In addition, Ms. Thompson reported that the board will complete a self-evaluation and determine how they measured up to the goals in that year.

c. Information Packet


- The 2018-19 Standing Committees reflects the committee assignments and chairs.
- Referring to the revised 2018-19 Meeting Schedule/Upcoming Events in the information packet, Ms. Thompson noted that the August 16, 2018, November 13, 2018, March 12, 2019, and the August 8, 2019 meeting locations were changed.
- The 2018-19 Board Membership Roster and Organizational Chart reflects updates to the board as it currently stands.

14. **Closed Session** – Closed Session was not held.

15. **Adjournment**


There being no further business to come before the board, Ms. Thompson adjourned the meeting at 6:51 p.m.

Respectfully submitted,



Gregory T. DeCinque, Ph.D.
Secretary to the Board

APPROVAL



Terri N. Thompson
Chair of the Board



Joint Resolution

Whereas, Edna V. Baehre-Kolovani became the fifth president of Tidewater Community College on July 9, 2012; and

Whereas, Edna V. Baehre-Kolovani utilized her wide-ranging experience in higher education to provide thoughtful and deliberate leadership to advance the College's mission; and

Whereas, Edna V. Baehre-Kolovani, recognizing the crucial importance of supplying a highly educated and trained workforce to South Hampton Roads, convened the first TCC Jobs Summit in August of 2013, attracting local business and political leaders; and

Whereas, Edna V. Baehre-Kolovani, noting specific curricular needs of TCC students and area employers, oversaw expanded course and degree offerings to include cybersecurity, small business management and entrepreneurship, maritime trades, veterinary technology, technical studies, music, and others; and

Whereas, Edna V. Baehre-Kolovani, cognizant of the financial challenges facing TCC students, encouraged the creation of the nation's first textbook-free degree, the Z-Degree, which has saved students nearly one million dollars, while increasing student retention and improving grades; and

Whereas, Edna V. Baehre-Kolovani, sensitive to the child-care needs of TCC students, endorsed the College's partnership with the YWCA South Hampton Roads to provide state-certified quality care at all four of TCC's campuses; and

Whereas, Edna V. Baehre-Kolovani expanded TCC's dual-enrollment program by 130 percent to offer more high school students a faster and more efficient route to in-demand degrees; and

Whereas, Edna V. Baehre-Kolovani, working with TCC's United States' Congressional delegation, pursued TCC's designation as a Domestic Maritime Center of Excellence to address the critical need for trained workers in the maritime industry; and

Whereas, Edna V. Baehre-Kolovani, recognizing the critical need for specific apprenticeship programs in Hampton Roads, raised TCC's workforce profile through the college's Apprenticeship Institute, partnering with local employers to guide companies through the registered apprenticeship development process for full state and national recognition; and

Whereas, Edna V. Baehre-Kolovani, through consistent and concise leadership and delegation, maintained TCC's regional accreditation by the Southern Association of Colleges and Schools Commission on Colleges, receiving notice of continued accreditation on July 5, 2017, to continue through 2027; and

Whereas, Edna V. Baehre-Kolovani, highly sensitive to TCC's regional influence and stature as a driver of economic and educational opportunity, worked closely with the City of Norfolk to acquire by donation the former Greyhound bus station in Norfolk, making way for the Patricia and Douglas Perry TCC Center for Visual and Culinary Arts and Hospitality Management in the heart of the NEON District; and

Whereas, Edna V. Baehre-Kolovani, through her support of new ideas and initiatives, has encouraged innovation and creativity at TCC and, in the face of adversity, has looked for solutions that will raise the profile of TCC and continue the college's considerable influence on education, workforce solutions, and the cultural growth of Hampton Roads; and

Whereas, Edna V. Baehre-Kolovani will retire from Tidewater Community College on June 30, 2018:

Now, Therefore **We It Resolved** that the Tidewater Community College Board, the Tidewater Community College Educational Foundation Board and the Tidewater Community College Real Estate Foundation Board express their gratitude and appreciation to Edna V. Baehre-Kolovani for her six years of commitment, dedication, and leadership as president of the college; and

We It Further Resolved that a copy of this resolution be given to Edna V. Baehre-Kolovani, with our warmest wishes, on this the 28th day of June, 2018, and that the resolution be recorded in the meeting minutes of the Tidewater Community College Board, the Tidewater Community College Educational Foundation Board, and the Tidewater Community College Real Estate Foundation Board.



Terri N. Thompson
Chair, College Board

Carol Curtis
Chair, Educational Foundation Board

Burrell F. Saunders
Chair, Real Estate Foundation Board

VCCS Performance Funding Metrics FY 2019

Annual Update

OIE 08/08/18

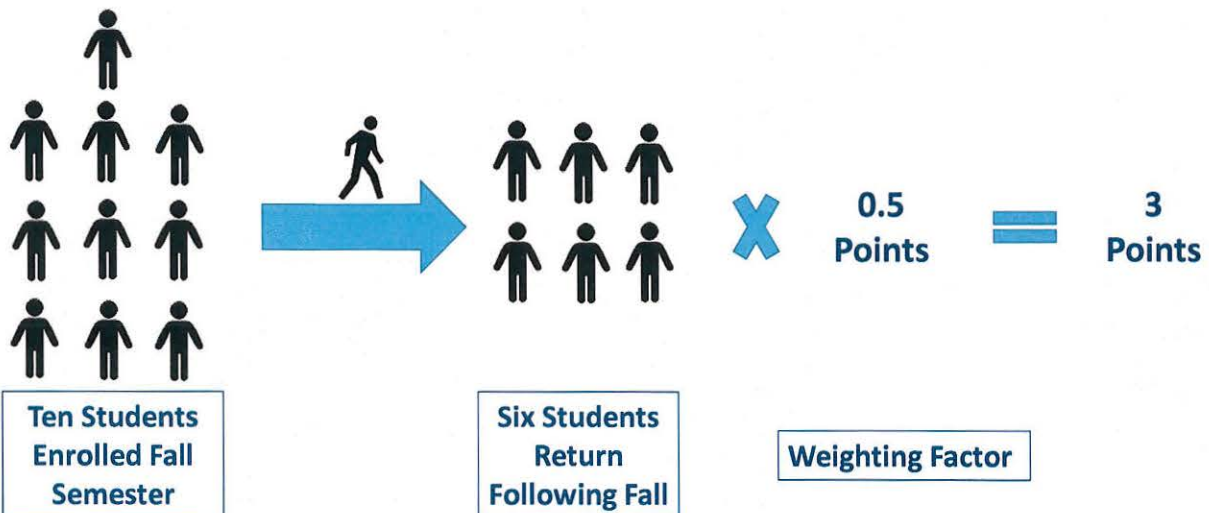
Metrics and Points

- Ten measures of student success
- Three categories of Entry, Retention & Progression, and Completion
- Colleges earn “points” based on weighted number of successful students
- Greater number of successful students results in more points earned
- Colleges compete against each other based on total points earned

Metrics and Weights

<u>Entry</u>	<u>Weights</u>	<u>Completion</u>	<u>Weights</u>
College-level Math	0.5	Awards	
College-level English	0.5	Associate Degree	1.5
		Certificate/CSC	1.0
		Awards USP	0.5
		Transfer	
		Transfer 16	1.0
		Transfer w/Associate	0.5
		Bachelor's Degree Earned	0.5
<u>Retention and Progression</u>	<u>Weights</u>		
FT/PT Fall-to-spring Retention	0.5		
FT/PT Fall-to-fall Retention	0.5		
Progress 12 (fall & spring)	0.5		
Progress 24 (2 nd spring)	0.5		

Example: Fall-to-fall Retention





Fall-to-fall Retention Example

Six colleges in the system and \$100 available for distribution

College	Points	Percent	Distribution		College	Points	Percent	Distribution	Change
A	4	31%	\$31		A	4	29%	\$29	-\$2
B	2	15%	\$15		B	2	14%	\$14	-\$1
C	1	8%	\$8		C	1	7%	\$7	-\$1
TCC	3	23%	\$23	↑	TCC	4	29%	\$29	+\$6
D	1	8%	\$8		D	1	7%	\$7	-\$1
E	2	15%	\$15		E	2	14%	\$14	-\$1
Total	13	100%	\$100		Total	14	100%	\$100	\$0

Only TCC improves



Fall-to-Fall Retention Example

College	Points	Percent	Distribution	Original	Change
A	6	30%	\$30	\$31	-\$1
B	3	15%	\$15	\$15	\$0
C	2	10%	\$10	\$8	+\$2
TCC	4	20%	\$20	\$23	-\$3
D	2	10%	\$10	\$8	+\$2
E	3	15%	\$15	\$15	\$0
Total	20	100%	\$100	\$100	\$0

All colleges improve



VCCS FY 2019 Performance Funding Allocation

College	FY19 In-State Adjusted Points	FY18 In-State Adjusted Points	Point Change Rate	FY19 Point Ratio	FY18 Point Ratio	Share of Total Funds Available	One-year Change	One-year Change Rate	One-year Change with Same Funding Level	Constant Funding Allocation Change Rate
Blue Ridge	2,770	3,119	-11.2%	2.70%	3.04%	\$ 1,443,494	\$ 74,298	5.4%	\$ (155,476)	-11.4%
Central Virginia	2,843	2,894	-1.8%	2.77%	2.82%	\$ 1,481,633	\$ 211,412	16.6%	\$ (24,433)	-1.9%
Dabney S. Lancaster	778	732	6.3%	0.76%	0.71%	\$ 405,324	\$ 84,097	26.2%	\$ 19,578	6.1%
Danville	1,960	2,037	-3.8%	1.91%	1.99%	\$ 1,021,593	\$ 127,369	14.2%	\$ (35,247)	-3.9%
Eastern Shore	455	430	5.9%	0.44%	0.42%	\$ 237,383	\$ 48,574	25.7%	\$ 10,788	5.7%
Germanna	4,521	4,281	5.6%	4.41%	4.18%	\$ 2,356,239	\$ 477,078	25.4%	\$ 102,016	5.4%
Reynolds	4,925	4,788	2.9%	4.80%	4.67%	\$ 2,566,731	\$ 465,249	22.1%	\$ 56,681	2.7%
John Tyler	4,907	4,546	8.0%	4.78%	4.44%	\$ 2,557,697	\$ 562,410	28.2%	\$ 155,280	7.8%
Lord Fairfax	4,622	4,116	12.3%	4.50%	4.02%	\$ 2,408,757	\$ 602,257	33.3%	\$ 218,835	12.1%
Mountain Empire	1,776	1,780	-0.2%	1.73%	1.74%	\$ 925,731	\$ 144,258	18.5%	\$ (3,099)	-0.4%
New River	2,498	2,413	3.5%	2.43%	2.36%	\$ 1,302,220	\$ 243,065	22.9%	\$ 35,779	3.4%
Northern Virginia	30,309	30,541	-0.8%	29.53%	29.81%	\$ 15,797,069	\$ 2,391,433	17.8%	\$ (123,121)	-0.9%
Patrick Henry	1,655	2,043	-19.0%	1.61%	1.99%	\$ 862,484	\$ (34,457)	-3.8%	\$ (171,746)	-19.1%
Paul D. Camp	752	633	18.9%	0.73%	0.62%	\$ 391,975	\$ 114,270	41.1%	\$ 51,876	18.7%
Piedmont Virginia	3,221	2,961	8.8%	3.14%	2.89%	\$ 1,678,682	\$ 379,022	29.2%	\$ 111,812	8.6%
Rappahannock	1,859	1,802	3.2%	1.81%	1.76%	\$ 969,087	\$ 177,945	22.5%	\$ 23,688	3.0%
Southside Virginia	2,873	3,075	-6.6%	2.80%	3.00%	\$ 1,497,665	\$ 147,770	10.9%	\$ (90,626)	-6.7%
Southwest Virginia	1,757	1,854	-5.2%	1.71%	1.81%	\$ 915,656	\$ 101,852	12.5%	\$ (43,901)	-5.4%
Thomas Nelson	4,988	5,111	-2.4%	4.86%	4.99%	\$ 2,599,637	\$ 356,120	15.9%	\$ (57,686)	-2.6%
Tidewater	14,831	15,184	-2.3%	14.45%	14.82%	\$ 7,729,946	\$ 1,064,877	16.0%	\$ (165,564)	-2.5%
Virginia Highlands	1,447	1,466	-1.3%	1.41%	1.43%	\$ 754,322	\$ 110,715	17.2%	\$ (9,357)	-1.5%
Virginia Western	4,904	4,589	6.9%	4.78%	4.48%	\$ 2,555,834	\$ 541,457	26.9%	\$ 134,623	6.7%
Wytheville	1,970	2,060	-4.3%	1.92%	2.01%	\$ 1,026,945	\$ 122,765	13.6%	\$ (40,702)	-4.5%
VCCS Total	102,620	102,455	0.2%	100.00%	100.00%	\$ 53,486,105	\$ 8,513,837	18.9%	\$ -	0.0%

FY 18 VCCS:
\$44,972,268

FY 19 VCCS:
\$53,486,105

+18.9%

FY 18 TCC:
\$6,665,069

FY 19 TCC:
\$7,729,946

+16.0%



Paul D. Camp	18.7%
Lord Fairfax	12.1%
Piedmont Virginia	8.6%
John Tyler	7.8%
Virginia Western	6.7%
Dabney S. Lancaster	6.1%
Eastern Shore	5.7%
Germanna	5.4%
New River	3.4%
Rappahannock	3.0%
Reynolds	2.7%
Mountain Empire	-0.4%
Northern Virginia	-0.9%
Virginia Highlands	-1.5%
Central Virginia	-1.9%
Tidewater	-2.5%
Thomas Nelson	-2.6%
Danville	-3.9%
Wytheville	-4.5%
Southwest Virginia	-5.4%
Southside Virginia	-6.7%
Blue Ridge	-11.4%
Patrick Henry	-19.1%

One-year change in allocation holding total allocation constant.

Entry – Math

Math DE – Number of developmental math cohort students who successfully completed a college-level math course within four (4) semesters of their first enrollment.

Cohorts		College	FY2019 Points	FY2018 Points	Change	% Change
FY18 – Fall 15	FY19 – Fall 16	TCC	120.5	124.5	-4.0	-3.2%
		VCCS	666.0	683.5	+17.5	+2.6%

Math CR – Number of college-ready math cohort students who successfully completed a college-level math course within three (3) semesters of their first enrollment.

Combined		College	FY2019 Points	FY2018 Points	Change	% Change
TCC +2.0%	VCCS +4.3%	TCC	509.0	492.5	+16.5	+3.4%
		VCCS	4,154.0	3,970.5	+183.5	+4.6%

Entry – English

English DE – Number of developmental English cohort students who successfully completed a college-level English course within four (4) semesters of their first enrollment.

Cohorts		College	FY2019 Points	FY2018 Points	Change	% Change
FY18 – Fall 15	FY19 – Fall 16	TCC	47.0	57.5	-10.5	-18.3%
		VCCS	322.5	319.0	-3.5	-1.1%

English CR – Number of college-ready English cohort students who successfully completed a college-level English course within three (3) semesters of their first enrollment.

Combined		College	FY2019 Points	FY2018 Points	Change	% Change
TCC -0.7%	VCCS +0.7%	TCC	1,091.5	1,088.5	+3.0	+0.3%
		VCCS	7,928.0	7,867.0	+61.0	+0.8%

Retention – Fall-to-spring

Full-time Fall-to-spring – Number of full-time fall cohort students who enrolled in the spring of the same academic year.

Cohorts FY18 – Fall 15 FY19 – Fall 16	College	FY2019 Points	FY2018 Points	Change	% Change
	TCC	995.5	985.0	+10.5	+1.1%
VCCS	7,088.5	7,122.0	-33.5	-0.5%	

Part-time Fall-to-spring – Number of part-time fall cohort students who enrolled in the spring of the same academic year.

Combined TCC -1.1% VCCS -0.5%	College	FY2019 Points	FY2018 Points	Change	% Change
	TCC	544.5	571.5	-27.0	-4.7%
VCCS	3,131.5	3,147.0	-15.5	-0.5%	

Retention – Fall-to-fall

Full-time Fall-to-fall – Number of full-time fall cohort students who enrolled in the fall of the next academic year.

Cohorts FY18 – Fall 15 FY19 – Fall 16	College	FY2019 Points	FY2018 Points	Change	% Change
	TCC	703.0	689.0	+14.0	+2.0%
VCCS	5,344.5	5,301.0	+43.5	+0.8%	

Part-time Fall-to-fall – Number of part-time fall cohort students who enrolled in the fall of the next academic year.

Combined TCC +1.9% VCCS +1.8%	College	FY2019 Points	FY2018 Points	Change	% Change
	TCC	335.0	329.0	+6.0	+1.8%
VCCS	2,139.5	2,050.0	+89.5	+4.4%	

Progression – 12 & 24 College Credits

Progress 12 – Number of the fall cohort students who completed 12 college credits with a cumulative GPA of 2.0 or higher by the end of the spring of the same academic year.

Cohorts
FY18 – Fall 14
FY19 – Fall 15

College	FY2019 Points	FY2018 Points	Change	% Change
TCC	920.5	959.5	-39.0	-4.1%
VCCS	6,917.0	7,083.0	-166.0	-2.3%

Progress 24 – Number of fall cohort students who completed 24 college credits with a cumulative GPA of 2.0 or higher by the end of the spring of the next academic year.

College	FY2019 Points	FY2018 Points	Change	% Change
TCC	745.0	810.0	-65.0	-8.0%
VCCS	5,955.5	6,115.5	-160.0	-2.6%

Awards

Degrees – AA, AS, AAS, and AAA degrees. One award counted per year.

2016-17 Academic Year

College	FY2019 Points	FY2018 Points	Change	% Change
TCC	4,240.5	4,441.5	-201.0	-4.5%
VCCS	27,115.5	27,922.5	-807.0	-2.9%

Certificates and Career Studies Certificates (CSC) – One award counted per year (no award counted if degree is earned). Excludes Certificate in General Education.

Combined
TCC -2.6%
VCCS -2.0%

College	FY2019 Points	FY2018 Points	Change	% Change
TCC	796.0	730.0	+66.0	+9.0%
VCCS	5,640.0	5,504.0	+136.0	+2.5%

USP Awards

Underserved Population (USP) – One award counted per year (degree, certificate, or career studies certificate w/same weighting). Excludes Certificate in General Education.

2016-17 Academic Year	College	FY2019 Points	FY2018 Points	Change	% Change
	TCC	1,328.0	1,333.0	-5.0	-3.8%
	VCCS	7,990.5	8,090.5	-100.0	-1.2%

Transfer

Transfer 16 – The number of students that transfer with 16 or more credit hours, but no associate degree award.

2016-17 Academic Year	College	FY2019 Points	FY2018 Points	Change	% Change
	TCC	1,057.0	1,093.0	-36.0	-3.3%
	VCCS	9,707.0	9,387.0	+320.0	+3.4%

Transfer AS – The number of students that transfer with an associate degree.

Combined	College	FY2019 Points	FY2018 Points	Change	% Change
TCC -0.1%	TCC	415.0	381.0	+34.0	+8.9%
VCCS +5.5%	VCCS	3,001.0	2,661.5	+339.5	+12.7%

Bachelor's Degree

Transfer Grad – The number of students that transfer with 16 or more credits and earn a bachelor's degree within 6 years from initial enrollment with the community college.

2016-17 Academic Year	College	FY2019 Points	FY2018 Points	Change	% Change
	TCC	1,443.5	1,560.5	-117.0	-7.5%
	VCCS	9,597.0	9,433.0	+164.0	+1.7%

¿ Questions?